


Kaevamine

- Rakenda käsipidur
- Aseta [sõidusuuna kang](#) asendisse neutraal
- Toeta laadur vastu maad
- Toeta [tugijalad](#) vastu maad
- Lülita välja [poomi lukk](#) külgkonsoolilt
- Eemalda [mehaaniline poomi lukk](#) (tõmba kang üles)
- Reguleeri käsigaasi vastavalt vajadusele



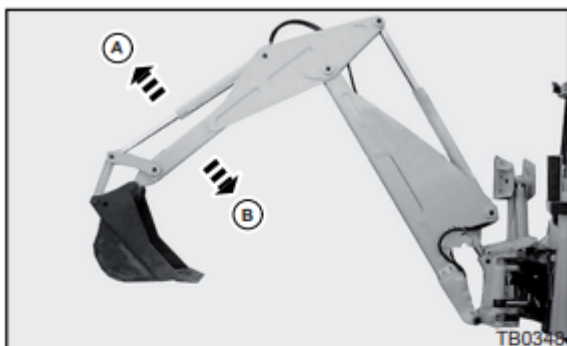
Backhoe dipper and backhoe attachment swing left-hand control lever

This lever has five positions:

Position (0): Neutral/hold. This position enables the attachment movement to be stopped. As soon as the lever is released, it automatically returns to the neutral position (0) and the attachment remains in the position where it was when movement stopped.

Position (A): The backhoe dipper extends.

Position (B): The backhoe dipper retracts.



Position (C): The backhoe attachment swings to the left.

Position (D): The backhoe attachment swings to the right.



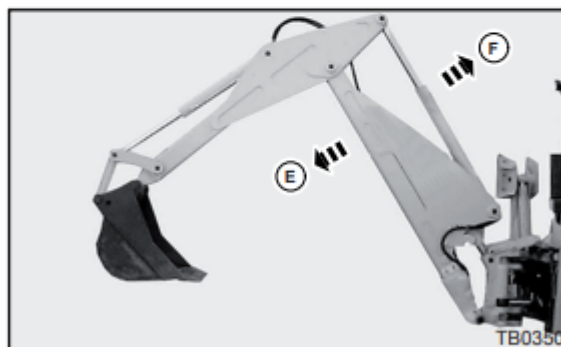
Backhoe boom and backhoe bucket right-hand control lever

This lever has five positions:

Position (0): Neutral/hold. This position enables the attachment movement to be stopped. As soon as the lever is released, it automatically returns to the neutral position (0) and the attachment remains in the position where it was when movement stopped.

Position (E): The backhoe boom lowers.

Position (F): The backhoe boom rises.



Position (G): The backhoe bucket digs (crows).

Position (H): The backhoe bucket dumps.

